

HOLZPRO®



Made in Germany

MADE IN ITALY


**Combined in LEBANON, ITALY-KOREA-INDIA
CHINA-TAIWAN-CANADA
With GERMANY electric parts
& special specifications**



The powder coating unit with 12 nozzles delivers a quality finish so that your HOLZ-PRO professional machine will remain as new for years to come.



Metal fabrication is completed by a robotic welder. The robot's particular talent is repeated precision. Errors are eliminated.



Developed in Germany



Laser Cut in Germany



Welded in Germany



Powder coated in Germany



Assembled and accurately set in Germany



DIN EN ISO 9001



HOLZPRO

www.holzpro.com

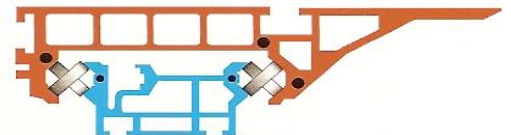
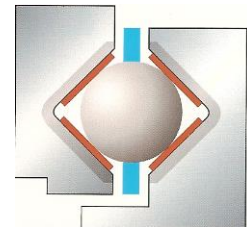
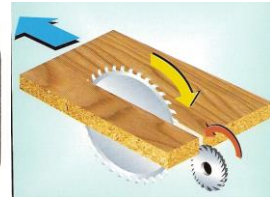
www.holzpro.weebly.com

HOLZPRO®

HPSQ3800 PANEL SAW 380



Sliding Table	405*3800
Motor	4 KW
Main Blade	400mm
RPM	4200 rpm
Depth of cut 90 degree	115mm
Depth of cut 45 degree	80mm
Rip Capacity	1250mm
Scoring Motor	0.75KW
Scoring Diameter	120mm
Scoring Blade RPM	8000
Arbor Tilt	0-45 degree
Net weight / Gross Weight	950KG / 1100KG
Electrical saw blade lifting	3P,50HZ,380V



MADE IN ITALY

HOLZPRO HEAVY DUTY

www.holzpro.com
gmbh@holzpro.com

HOLZPRO®

HPPS3800 HEAVY DUTY

Max.moveable distance of table :	3800mm
Max cutting width:	: 1250mm
Max working thickness	: 60mm
Main saw blade diam.	: 300 mm
Spindle diam	: 30 mm
Main Spindle speed r/min	:4000-6000
Main Motor power	: 7.5 HP
Scoring saw spindle speed r/min:	8000
Scoring saw spindle Diam.	: 20mm
Scoring saw Blade Diam.	: 120mm
Scoring saw Motor power	: 1 HP
Max saw tilt angle	: 45 degree
Motor heat resistant & 50-60HZ	



HOLZPRO HEAVY DUTY
www.holzpro.com
gmbh@holzpro.com

HOLZPRO

HPPS3200

HOLZPRO 



Max.moveable distance of table :	3000mm
Max cutting width:	: 1150mm
Max working thickness	: 60mm
Main saw blade diam.	: 315 mm
Spindle diam	: 30 mm
Main Spindle speed r/min	: 3000/4000/5000 rpm
Main Motor power	: 7.5 HP
Scoring saw motor power.	: 0.75 Kw
Scoring saw spindle Diam.	: 20mm
Scoring saw Blade Diam.	: 100mm
Scoring saw Blade Speed.	: 9000 rpm
Max saw tilt angle	: 45 degree



HOLZPRO HEAVY DUTY

www.holzpro.com
gmbh@holzpro.com

HOLZPRO®

MOULDER & SAW 1600mm **HEAVY DUTY HPPM1600**



1.1 Round saw	
Blade dia.	φ 305mm
Arbor speed	3500r/min
Arbor dia.	φ 30mm
Max. sawing thickness(with hood) at 90° (φ 250mm)	65mm
(φ 305mm)	90mm
at 45° (φ 250mm)	45mm
(φ 305mm)	65mm
Max. crosscutting width	1600mm
Motor power	(φ 250 sawblade)1.5kW220V(380V)50Hz or (φ 305sawblade)2.2kW 220V(380V)50Hz
1.2 Moulder	
Arbor dia.	φ 30mm
Useful height	85mm
Spindle speed	1750r/min or 3500r/min or 6700r/min
With moulder hood: Max. rotating dia.	φ 180mm
With shaping hood: Max. rotating dia.	φ 140mm
Motor power	2.2kW 220V (380V) 50Hz
1.3 Scorer	
Blade dia.	φ 90× φ 20×3mm
Rotating speed	7000r/min
N.W./G.W.	300/367kg

HOLZPRO *HEAVY DUTY*
www.holzpro.com
gmbh@holzpro.com

HOLZPRO

HOLZPRO 



www.holzpro.com

Wood, Korean, Alucobond wall saw HPWPS2450

Sawing length	2450mm
Sawing thickness	50mm
Sawblade diameter	Ø350mm
Sawblade speed	4000r/min
Lifting speed of sawing carriage	7 ~ 15m/min
Main saw motor power	4.0kW
Sawing carriage motor power	0.75kW
Overall dimensions	4540x1480x3350mm
Net. Weight	1163kg

HOLZPRO *HEAVY*

Made in : ITALY, Combined in LEBANON, ITALY-KOREA-INDIA-CHINA-TAIWAN CANADA, With GERMANY electric parts & special specification

www.holzpro.com gmbh@holzpro.com

HOLZPRO

HEAVY DUTY

BAND SAW 70CM HPBS700

Cutting speed : 1476 rpm
Max.cutting thickness: 420mm
Length of blade : 5200 mm
Motor : 5.5 HP
Overall dimensions : L:1350mm
W:800mm
H: 2290mm
Net weight : 470 KG



HOLZPRO *HEAVY DUTY*
www.holzpro.com
gmbh@holzpro.com

HOLZPRO

BAND SAW 60 /HEAVY DUTY

HPBS600

Max.sawing thickness: 250mm
Spindle speed : 0 ~ 800 r/min
Table tilt angle :0-30 degree
Saw wheel diam.:600 mm
Motor power :3/380/660 KW/V
Overall dimensions : 1160*750*1890mm
Net.Weight : 347 KG.



HOLZPRO *HEAVY DUTY*
www.holzpro.com
gmbh@holzpro.com

HOLZPRO

BAND SAW 40 /HEAVY DUTY

HPBS400

Max.sawing thickness: 250mm

Spindle speed : 2850 r/min

Table tilt angle :0-30 degree

Table size : 500 x 450mm

Saw wheel diam.:400 mm

Motor power :1500 W

Power Supply:220 Volt/1 ph/ 50HZ

Overall height : 1640mm

Max.Cutting height: 215mm

Max.Cutting width: 370 mm

Net.Weight : 290 KG.



HOLZPRO *HEAVY DUTY*

www.holzpro.com

gmbh@holzpro.com

HOLZPRO

BAND SAW 35

HPBS350

Band wheel Diam.:350mm

Max.sawing thickness: 150mm

Blade speed : 700 m/min

Table tilt angle :0-30 degree

Table size : 550 x 400mm

Saw wheel diam.:350 mm

Motor power :750 W

Power Supply:220 Volt/1 ph/ 50HZ

Overall height : 1550mm

Max.Cutting height: 220mm

Max.Cutting width: 370 mm

throat: 350 mm

blade length:2360mm



HOLZPRO *Hobby*
www.holzpro.com
contact@holzpro.com

HOLZPRO

BAND SAW 30

HPBS315

Band wheel Diam.:300mm

Max.sawing thickness: 250mm

speed : 370-800 m/min

Table tilt angle :0-30 degree

Table size : 480 x 400mm

Saw wheel diam.:400 mm

Motor power :1500 W

Power Supply:220 Volt/1 ph/ 50HZ

Overall height : 1550mm

Max.Cutting height: 150mm

throat: 305 mm

blade length:2240mm



HOLZPRO *Hobby*
www.holzpro.com
contact@holzpro.com

HOLZPRO

BAND SAW 20

HPBS200

Band wheel Diam.:200mm

Max.sawing thickness: 250mm

Spindle speed : 2850 r/min

Table tilt angle :0-30 degree

Table size : 300 x 300mm

Saw wheel diam.:400 mm

Motor power :1500 W

Power Supply:220 Volt/1 ph/ 50HZ

Overall height : 700mm

Max.Cutting height: 80mm

throat: 305 mm

blade length:1490mm



HOLZPRO *Hobby*
www.holzpro.com
contact@holzpro.com

HOLZPRO

HPBSM35 HEAVY DUTY



Max. milling height : 220mm
Min. Shaping Radius: R60mm
Arbor Diam. : 35mm
Cutter Block Diam : 50mm
Main spindle speed : 3000 – 4000 – 6000 – 8000 – 10000 r/min
Sliding table strock : 900mm
Motor Power : 7.5 HP
Overall Dimensions : 1046 x 1050 x 1333 mm

HOLZPRO *HEAVY DUTY*

www.holzpro.com
gmbh@holzpro.com

HOLZPRO®



HPMSM35 Table-Sliding Wood-working Miller

Motor power	2.2KW/380V/50Hz
Spindle speed	4600/7800r/min
Spindle diameter	40mm
Spindle rise down height	0-120mm
Max.working thickness	120mm
Cutter dia.	90mm
Table dimension	900x700mm
Sliding-table moving distance	548mm

HOLZPRO *HEAVY DUTY*
www.holzpro.com
gmbh@holzpro.com

HOLZPRO®



MODEL	HPP300	HPP400	HPP630
MAX.PLANING WIDTH MM	300	400	630
MAX.PLANING CAPACITY MM	5	5	5
SPINDLE SPEED R/MIN	5000	5000	5000
NUMBER OF KNIVES	4	4	4
DIAMETER OF CUTTING CIRCLE MM	112	112	112
TOTAL LENGTH OF WORKTABLE MM	2000	2500	2500
MOTOR POWER KW/V	2.2/380	3.0/380	5.5/380
OVERALL DIMENSIONS CM	200×75×105	250×85×105	250×95×105
NET.WEIGHT KG	450	550	600

www.holzpro.weebly.com

HOLZPRO

HPP50 HEAVY DUTY



MADE IN ITALY

1- Surface Planer

length of tables : 1700mm
Arbor Diam. : 74mm
Arbor speed : 5400 r/min
Knives Specifications : 410 x 30 x 3mm
Max. planing width : 400 mm
Max. Removal : 3mm
Shaft stop time : 9 s
Fence tilting : 90 degree 45 degree
Dust outlet Dia. : 120mm
Motor Power : 4 HP

HOLZPRO®

HPPT400 HEAVY DUTY



www.holzpro.com

1-Surface Planer

length of tables : 1700mm
Arbor speed : 5400 r/min
Max. planing width : 400 mm
Shaft stop time : 9 s
Dust outlet Dia. : 120mm

Arbor Diam. : 74mm
Knives Specifications : 410 x 30 x 3mm
Max. Removal : 3mm
Fence tilting : 90 degree 45 degree
Motor Power : 4 HP

2- Thickness planer

Planable thickness : 6 ~ 240mm
Min. working length : 130mm
Dust outlet diam. : 120mm

Max.planing width : 400 mm
Max.removal : 3mm
Feeding speed : 7.5m / min

HOLZPRO HEAVY DUTY
www.holzpro.com
gmbh@holzpro.com

HOLZPRO

HPPT400 HEAVY DUTY

1-Surface Planer

length of tables : 1700mm
Arbor Diam. : 74mm
Arbor speed : 5400 r/min
Knives Specifications : 410 x 30 x 3mm
Max. planing width : 400 mm
Max. Removal : 3mm
Shaft stop time : 9 s
Fence tilting : 90 degree 45 degree
Dust outlet Dia. : 120mm
Motor Power : 4 HP

3- Thickness planer

Max. planing width : 400 mm
Planable thickness : 6 ~ 240mm
Max. removal : 3mm
Min. working length : 130mm
Feeding speed : 7.5m / min
Dust outlet diam. : 120mm

4- mortiser

Drilling Diam. : 3 ~ 16mm
Overall Dimension : 1870 x 1180 x 1200mm



HOLZPRO HEAVY DUTY
www.holzpro.com
gmbh@holzpro.com

HOLZPRO

HPT700 HEAVY DUTY

Max Workpiece width : 7000mm
Max Workpiece thickness: 200mm
Min workpiece length : 220mm
Min workpiece thickness : 300mm
Max. Planing Capacity : 5mm
Feed Speed : 8-10-12 m / min
Spindle speed : 4800 r/Min
Blades Quantity : 4 pieces
Spindle Diameter : 105mm
Motor Power :10 HP/380 Volt
Output Dust Diam. : 10 cm
Net Weight : 496 KG
Overall Dimensions:1080 x 830 x 1280mm



HOLZPRO *HEAVY DUTY*
www.holzpro.com
gmbh@holzpro.com

HOLZPRO®

DATI TECNICI • TECHNICAL DATA • DONNEES TECHNIQUES TECHNISCHE DATEN • DATOS TECNICOS	U.M.	45" (Cod. 895)	HPB90	HPB45
Dimensioni della tavola • Table sizes • Dimensions de la table • Tischabmessungen • Dimensiones de la mesa	mm	630x285	560x330	560x330
Larghezza max della cava • Max slot width • Largeur max. de la mortaise • Max Bohrlänge • Ancho max. del taladro	mm	250	200	200
Profondità max della cava • Max slot depth • Profondeur max. de la mortaise • Max Bohrtiefe • Profundidad maxima del taladro	mm	150	180	180
Corsa verticale del mandrino (*) o del piano (**) • Vertical stroke of the chuck (*) or of the table (**) • Course verticale du mandrin (*) ou de la table (**) • Vertikalhöhenlauf der Bohrfutter (*) oder des Tisches (**) • Recorrido vertical del portabrocas (*) o de la mesa (**)	mm	200 (*)	220 (**)	220 (**)
Inclinabilità del mandrino (*) o del piano (**) • Chuck (*) or table (**) tilting • Inclinaison du mandrin (*) ou de la table (**) • Schrägbare Bohrfutter (*) oder Tisch (**) • Mandril (*) o mesa (**) inclinable		optional	-	45° + +45°
Mandrino • Chuck • Mandrin • Bohrfutter • Mandril	mm	Ø 0-20	Ø 0-20	Ø 0-20
Velocità • Speed • Vitesse • Geschwindigkeit • Velocidad	RPM	2800	2800	2800
Motore • Motor • Moteur • Motor • Motor	kW	2,2	2,2	2,2
Peso netto / lordo • Net / gross weight • Poids net / brut • Netto / brutto Gewicht • Peso neto / bruto	kg	240/320	220/390	230/300
Imballo • Packing • Emballage • Verpackung • Embalaje	cm	95x75x120	110x70x115	110x70x115

Dati tecnici non impegnativi • Technical data are not binding • Les données techniques ne nous engagent en rien • Technische daten nicht verbindlich
• Datos técnicos sin compromiso.



www.holzpro.com

HOLZPRO®

HPDS3 HEAVY DUTY



Shaft capacity : 1350 m³/h
Sound pressure level : 85 db (A)
Spindle speed : 2850 r/min
Inlet diam. : 100mm x 3
Pressure : 1490 Pa
Motor power : 3 HP
Overall dimensions : 1440 x 730 x 2000mm
Net Weight : 59Kg

HOLZPRO Hobby
www.holzpro.com
contact@holzpro.com

HOLZPRO

HPDS5.5 HEAVY DUTY




Shaft capacity : 4000 m³/h
Inlet diam. : 100mm x 4
Motor power : 5.5 HP

HOLZPRO *Hobby*
www.holzpro.com
contact@holzpro.com

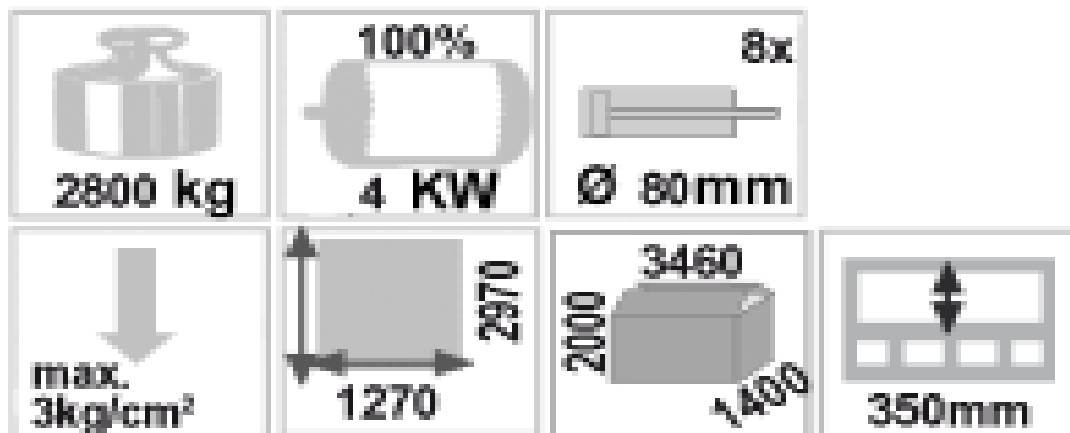
HOLZPRO®

MADE IN EUROPE



HPHP3000 HEAVY DUTY

NUMBER OF PISTONS : 8

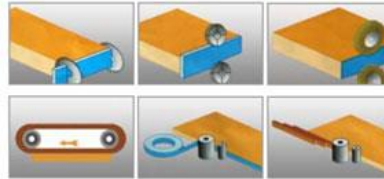


HOLZPRO HEAVY DUTY

www.holzpro.com
gmbh@holzpro.com

HOLZPRO®

HPEB5 HEAVY DUTY



Workpiece thickness	10-45mm
Banding belt thickness	0.4-3mm
Max.banding belt thickness	5mm
Min.workpiece length	110mm
Min.workpiece width	60mm
Feeding speed	5.5m/min
Glue box volume	2Kg
Air pressure	0.6Mpa
dust/air emission size	100/60mm
Total motor	4.8kw
Min.distance of the two board	650mm
Total Weight	420Kg
Overall dimensions	2400x1150x1250

HOLZPRO — PAOLONI ITALY **HEAVY DUTY**

www.holzpro.com
gmbh@holzpro.com

HOLZPRO®



Max.table size	2050 x 800mm
Min.workpiece length	280mm
Min.workpiece width	90mm
Workpiece thickness	10-45mm
Auto-feeding speed	6.4m/min
Edge cutting speed	10000r/min
Edge cutting tool	70Z4-R2
Dust outlet dia.	∅ 60mm
Heating power	1250W
Sealing belt feeding motor power	250W
Total power	2300W
Overall dimensions	2000x1100x1260mm
Net.weight	400kg

HOLZPRO HEAVY DUTY

Made in : ITALY, Combined in ITALY,KOREA-INDIA-CHINA-TAIWAN
CANADA,With GERMANY electric parts & special specifications

www.holzpro.com
gmbh@holzpro.com

HOLZPRO®

www.holzpro.com

HPPREBM

Motor power:180W/380V

Feeding speed :3.3~16.5m/min

Banding material thickness :0.45~3mm

Banding height:15-50mm

Min banding radius :20mm

Heater :1.5KW/220Volt

Air pressure : 0.6MPA

Overall dimensions : 1980 * 1390 * 1020 mm

Net.weight : 320 Kg



HOLZPRO HEAVY DUTY

Made in : ITALY, Combined in ITALY-KOREA-INDIA-CHINA-TAIWAN
CANADA, With GERMANY electric parts & special specifications

www.holzpro.com
gmbh@holzpro.com

HOLZPRO®

SMALL HANDY EDGE BANDER HEAVY DUTY HPHE



HOLZ-PRO www.holz-pro.com

Seal the width of sideband: 10-40mm

Seal the thickness of sideband: 0.3-2mm

120°C ~ 220°C

Speed: 4m/min

320mm x 300mm x 400mm **Size of appearance:**

: 470mmX440mmX520mm **Packing size:**

11KG (60W) **N.W**

30KG/32KG **G.W**

560W 60W

Power: 220V 525W/560W

HOLZPRO **HEAVY DUTY**
www.holzpro.com
gmbh@holzpro.com

HOLZPRO®

HPER

End rounding machine



www.holz-pro.com

Model	HPER END ROUNDING MACHINE
Power	220~240V 50~60Hz 440W
Rotation Speed	30000rpm
Weight	28kgs/30kgs
Size	580*460*415mm
Packing size	595*480*435mm

HOLZPRO HEAVY DUTY
www.holzpro.com

HOLZPRO®



HP2T

Straight-curve trimming machine

Thickness of work-piece	12-60mm
Thickness of belt	0.4-3mm
Trimming motor revolving speed	18000rpm 300Hz
Trimming motor power	0.7Kw*2
End-cutting motor power	0.25kw
Total power	1.4Kw
Machine outline size	1255*790*1300mm
Net weight	about 350kgs

HOLZPRO HEAVY DUTY

www.holzpro.com
gmbh@holzpro.com

HOLZPRO®

HPVP315

www.holzpro.com

HEAVY DUTY VACUUM PUMP : MADE IN GERMANY



This machine use:	Different thickness PVC adaptably, Pressure gram, process skill device can inhale wooden skin.
This machine characteristic	It is firm to suck the covering, Smooth and smooth, Temperature, vacuity pressure runs, automatic allies control, it is simple to operate.
Special specification	can be processed and make to order according to the user's needs. VACUM PUMP: MADE IN GERMANY

2 tables work +
silicon membrane
for veneer

HOLZPRO HEAVY DUTY
www.holzpro.com
gmbh@holzpro.com
www.holzpro.com
gmbh@holzpro.com

Type	HOLZPRO
Working table size	3150X1220MM
Total motor power	14KW
Power supply	380V Three-Phase Four-wire
Working air pressure	-0.7-1
Net weight	about 1800kg

HOLZPRO®

ELECTRIC LONG BELT SANDER HPELBS



Lifting stroke of table	0-750mm
Sand roller speed	1420r/min
Main motor	3kW
Sand belt size	180x6800mm
Lifting motor	0.75kW
Dust collecting motor	1.1kW
Overall dimensions	3860x1530x1430mm
Net.weight	300kg

HOLZPRO
HEAVY DUTY
www.holzpro.com
gmbh@holzpro.com

HOLZPRO®

HPTCM15 HEAVY DUTY

**Portable Horizontal Bandsaw
(electromotion)**



www.holzpro.com

Max. wood diameter			1600mm
Band wheel diameter			600mm
Max. sawing thickness			260mm
Blade speed: softwood standard speed hardwood standard speed			20-30m/s
Power output of electric motor			19.6kw
Power output of diesel engine			22HP
Rail length (standard model)			5800mm
overall width			2700mm

HOLZPRO HEAVY DUTY
www.holzpro.com
gmbh@holzpro.com

HOLZPRO®



HPHCM30

FUNCTIONS



Planing



Thickening



Double lifting screw rods for MQ393AI



Rabbeting & Chamfering



Tenoning



Sawing



Separating of sawing and planing



Cutter sharpening



Saw sharpening



Mortising



Large rabbet cutting

Maximum planing width: 300mm
 Scale of thickness: 6-120mm
 Maximum sawing thickness: 85mm
 Maximum drilling diameter: 13mm
 Maximum width of square mortise: 16mm
 Rotation speed of planer tool spindle: 3500r/min
 Feeding speed: 6.5m/min
 Net Weight: 260Kg

Maximum planing depth: 3mm
 Minimum length of press-planing: 150mm
 Maximum Rabbeting depth: 10mm
 Maximum drilling depth: 60*2=120mm
 Maximum crosscutting width: 360mm
 Motor power: 2.2kw (220 volt 50/60hz)
 Overall dimensions: 1246 x 730x1620 x 1030mm

Maximum planing depth: 3mm
 Minimum length of press-planing: 150mm
 Maximum Rabbeting depth: 10mm
 Maximum drilling depth: 60*2=120mm
 Maximum crosscutting width: 360mm
 Motor power: 2.2kw (220 volt 50/60hz)
 Overall dimensions: 1246 x 730x1620 x 1030mm

HOLZPRO Hobby
www.holzpro.com
contact@holzpro.com

HOLZPRO®

6 In 1 Combi Machine Data
3 motors, power:3 HP / each

Model	HPCM30-60P
Input voltage	380V, 50Hz, AC
Dust Chute Diameter	100mm
Planer	
Planing width	300mm
Table length	1300mm
Thicknesser	
Planing width	300mm
Table Saw	
Blade dia.	250mm
Scorer Diam	80mm
Spindle Shaper	
Spindle hole size	30mm
Spindle travel	40mm
Spindle speed	1750-3500-6700rpm
Mortising Attachment	
Sliding Carriage	
Sliding alu beam size	1930mm
Sliding travel	400mm
Tilt angle	45 degree
Sliding table size t	700 x 530mm



HOLZPRO
www.holzpro.com
contact@holzpro.com

HOLZPRO®

HPCM60P HEAVY DUTY

6 In 1 Combi Machine Data

Model	CM160/150/6	
Input voltage	230V, 50Hz, AC	
Motor power	1000W	
Machine dimension	670x970x480mm	
Packing size-machine	720x650x410mm	
-Sliding table	350x270x380mm	
Dust Chute Diameter	50mm	
Machine N/G weight	51/62kg	
20' Container	120 PCS	
Planer		
Planing width	150mm	
Table length	600mm	
Cutting depth	0-2.5mm	
Cutting knives	2 pcs	
Cutting knives size	150x17x3mm	
Cutting speed	6500rpm	
Thicknesser		
Planing width	150mm	
Max cutting height	100mm	
Max cutting depth	2.5mm	
Feeding speed	7m/min	
Cutting speed	6500rpm	
Table Saw		
Blade dia.	160mm	
Blade hole	20mm	
Blade cutting height	0-52mm	
Cutting speed	4000rpm	
Table size	600x400mm	
Spindle Shaper		
Spindle size	20mm	
Spindle hole size	12mm	
Spindle travel	40mm	
Spindle speed	7000rpm	
Table size	600x400mm	
Max cutter dia.	50mm	
Mortising Attachment		
Max drilling dia.	13mm, LH	
Max drilling depth	45mm	
Left/right travel	66mm	
Vertical travel	45mm	
Table size	240x140mm	
Sliding Carriage		
Sliding alu beam size	655x120mm	
Sliding travel	250mm	
Tilt angle	45 degree	

HOLZPRO®



www.holzpro.com

HPML1500

HOLZPRO HEAVY DUTY
*Made in : ITALY, Combined in LEBANON, ITALY-KOREA-INDIA-CHINA-TAIWAN
CANADA, With GERMANY electric parts & special specification*
www.holzpro.com gmbh@holzpro.com

HOLZPRO

HPHDP16



Overall height	:1610mm
Table size mm	: 254 * 254
Spindle travel	: 80
Spindle speed	: 180-2740
Chuck	: 3-16mm
Motor power	: 3 /4 HP
Net Weight	: 55Kg

HOLZPRO
www.holzpro.com
contact@holzpro.com

HOLZPRO®

HOBBY



www.holzpro.com

www.holzpro.com



HOLZPRO HOBBY
MADE IN CHINA
www.holzpro.com
contact@holzpro.com

HOLZPRO

**Band saw blade welding
HOBBY
HPBSBG**



**10KVA,380VOLT
,26.3A
WELDING 50mm
thickness:
04-1.2**

HOLZPRO

www.holzpro.com
contact@holzpro.com

HOLZPRO®

Wood Lathe

- 4 speeds
- 14-inch, 350mm Max turning diameter
- Detachable frame saves space



DIN EN ISO 9001

Motor(w)	550
Max turning diameter(mm)	350
Distance between centers(mm)	1000
Speed range 50Hz(rpm)	600-2200
Speed range 60Hz(rpm)	700-2600
Height of center(mm)	173
No. of speed	variable
N.W./G.W.(kg)	68/73
Packing size(mm)	1450*375*450
Qty/20' container	120



HOLZPRO

3HP - 13.6A - 1440RPM
50 HZ - 220VOLT - 88 KG

www.holzpro.com

HOLZPRO

HOLZPRO SICHERHEITSVORSCHRIFTEN

In dieser Gebrauchsanleitung werden folgende Symbole verwendet:

Gefahr von Verletzungen oder Sachbeschädigung.

Deutet das Vorhandensein elektrischer Spannung an.

Entspricht grundlegenden anwendbaren Sicherheitsnormen der europäischen Richtlinien.

Gerät Klasse 11- Doppelisolierung- Ein geerdeter Stecker wird nicht benötigt.

Anleitung durchlesen.

Ziehen Sie, falls das Kabel beschädigt wird und auch während Wartungsarbeiten, sofort den Netzstecker.

Tragen Sie Augen- und Gehörschutzvorrichtungen.

Schadhafte und/oder entsorgte elektrische oder elektronische Geräte müssen an den dafür vorgesehenen Recycling Stellen abgegeben werden.

HOLZPRO *Professionel*
Fabrikation von
Holzbearbeitungsmaschinen GmbH
D-89321 Ichenhausen
www.holzpro.com
germany@holzpro.com

HOLZPRO *HEAVY DUTY*
Made in : ITALY, Combined in LEBANON, ITALY-KOREA-INDIA-CHINA-TAIWAN
CANADA, With GERMANY electric parts & special specifications
www.holzpro.com
gmbh@holzpro.com

HOLZPRO *HOBBY*
MADE IN CHINA
www.holzpro.com
contact@holzpro.com